

PAD-99S

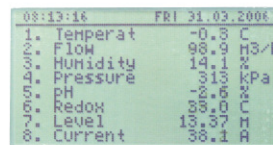
- multi-channel indicator with graphic display
- up to 8 inputs 0/4...20 mA
- 2 electronic relay outputs (optoMOS)
- power supply output: 24V DC / 200 mA
- RS-485 / Modbus RTU



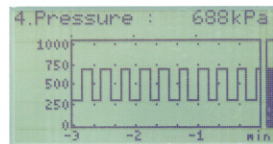
The PAD-99S indicator is intended for measuring and presentation of current values from 8 measuring channels. Each channel can be individually designated (described) with any measuring unit. The LCD graphical display allows for visualization of the values from all 8 channels simultaneously. A significant advantage is possibility of viewing the trends in each measuring channel as the graphs for the last 12 seconds or about 1,5 minutes. Device is equipped in electronic relay outputs that can be used to control external devices. There are icons on the screen signalling the status of the outputs.

- programmable measuring range,
- simultaneous display of values from 8 measuring channels,
- viewing the trends in each of 8 measuring channels,
- any text description possible: name and units,
- data transfer to the master system via RS-485,
- password protected,
- programmable indication filtration.

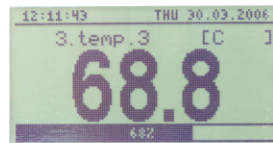
An example of what the display looks like



8-channel view displayed at the same time

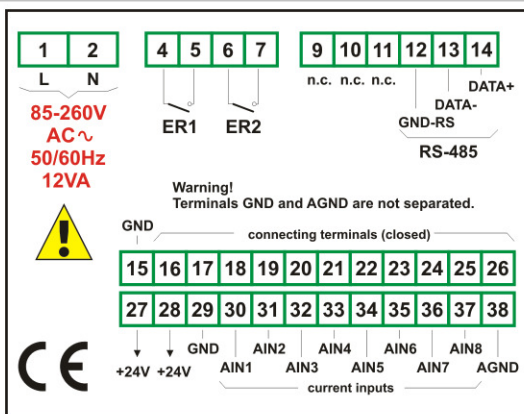


the history of the process in time



the current value of the measurement signal
The height of the digits: 18 mm

Exemplary pin assignment



Technical data

- Power supply:** 19...50V DC; 16...35VAC or 85...260V AC/DC
- Power consumption:** typical 7 VA; max. 12 VA
- Display:** with backlighting, graphic LCD, 128 x 64 points
- Measuring inputs:** 2, 4 or 8 inputs 0/4...20 mA, common earthing
- Displayed values range:** ± 9999... decimal point
- Accuracy (25 °C):** ± 0,1 % FSO
- Tolerance band (0...50°C):** max. 0,25 % FSO
- Digital outputs:** 2 electronic relays, NO type (ER1, ER2) with max. load 24V AC (35V DC) / 200 mA, overload protection
- Transducer power supply output:** 24V DC ±5% / max. 200 mA, stabilized, not insulated from measuring inputs
- Communication interface:** RS-485, galvanically separated
- Transmission protocol:** MODBUS RTU
- Transmission speed:** 1200...115200 bit/sec.
- Operating temperature:** 0...50°C
- Storage temperature:** -10...70°C
- Protection class:** IP 65 (front side when an additional frame is installed); IP 40 (front side); IP 42 (when transparent door with security key is installed, see: accessories); IP 20 (case and connection clips)
- Case:** board
- Case material:** NORYL - GFN2S E1
- Case dimensions:** 96 x 96 x 100 mm
- Panel cut-out dimensions:** 90,5 x 90,5 mm
- Board thickness:** max. 5 mm

Accessories

Transparent door with moulded frame acc. to DIN 43700, lockable with security key.



Door and frame are made by injection moulding thus assuring an exact fit, an optimal choice of a material which is very strong and with no risk of corrosion; perfect seal-protective system IP 42 provided by all-round soft rubber sealing the moulding; door does not swing in or out sideways on opening; door-frame and front-frame can be exchanged.

Ordering

PAD-99S-X128-1-X-XX5-N1

- options:**
00 : no options
01 : IP 65

- power supply:**
3 : 24V AC/DC
4 : 85... 260V AC/DC

- number of channels:**
2 : 2 x 0/4...20 mA
4 : 4 x 0/4...20 mA
8 : 8 x 0/4...20 mA